



Take off with Ecopetrol SA ADR (EC): Get ready for trading

Heidi Phillips April 22, 2025 Companies



With 1.62 million shares changed hands, the volume of the stock remained lighter than its average volume of 2.89 million shares. During the session, the Oil & Gas Integrated company that operates in wider Energy sector, reached to the highest price of \$9.05 whereas the lowest price it dropped to was \$8.9302. The 52-week range on EC shows that it touched its highest point at \$12.59 and its lowest point at \$7.21 during that stretch. It currently has a 1-year price target of \$9.58. With its current market cap of 18.61 billion, EC has annualized dividend of \$1.15 while the current yield stands at 12.75%. EC paid its most recent dividend on 1719273600, while the ex-dividend date for that was 1745798400. Beta for the stock currently stands at 0.94.

Most Popular



We are using cookies to give you the best experience on our website.
You can find out more about which cookies we are using or switch them off in [settings](#).

Accept

Stock performance is one of the indicators that investors use to determine whether they will profit from a stock. The price performance of EC was up-trending over the past week, with a rise of 2.84%, but this was down by -10.48% over a month. Three-month performance surged to 7.10% while six-month performance rose 9.83%. The stock lost -20.45% in the past year, while it has gained 14.27% so far this year. A look at the trailing 12-month EPS for EC yields 1.78 with Next year EPS estimates of 1.58. For the next quarter, that number is 0.32. This implies an EPS growth rate of -3.47% for this year and -7.00% for next year. EPS is expected to decline by -4.63% annually over the next five years; however, over the past five years, the company experienced an annual growth rate of -1.92%.

Float and Shares Shorts:

At present, 2.06 billion EC shares are outstanding with a float of 2.06 billion shares on hand for trading. On 2025-03-31, short shares totaled 12.61 million, which was 61.000003 higher than short shares on 1740700800. In addition to Mr. Ricardo Roa Barragan as the firm's Chief Executive Officer, Dr. Alfonso Camilo Barco Munoz serves as its Chief Financial Officer.

Institutional Ownership:

Through their ownership of 0.0101499995 of EC's outstanding shares, institutional investors have minority control over the company.

An Overview of Recent Financials:

Understanding a company as a customer does not mean you will understand it as an investor. The wise investor uses quantitative research to analyze metrics such as revenue, net income, and earnings. In its fiscal quarter reported on 2024-12-31, EC reported revenue of \$34607000000000.0 and operating income of \$9306000000000.0. The EBITDA in the recently reported quarter was \$9306000000000.0 and diluted EPS was \$1774.948121.


Analysts Ratings:

Reading analyst opinions is an effective way to decide where to invest, and there are several opinions available for EC since 1 analysts follow the stock currently. There are 1 analysts who recommend BUY ratings, while 0 suggest SELL ratings. Of the remaining analysts, 0 believe that the stock is worth HOLDING, 0 give it an OVERWEIGHT rating, and 0 thinks that it's UNDERWEIGHT. In the same way, a target price assigned to a stock can also reveal much about its potential. With EC analysts setting a high price target of 14.0 and a low target of 7.0, the average target price over the next 12 months is 9.38182. Based on these targets, EC could surge 54.7% to reach the target high and fall by -22.65% to reach the target low. Reaching the average price target will result in a growth of 3.67% from current levels.

EPS: Estimates vs Actual

It is also common to use earnings estimates to evaluate a firm's growth potential and to determine trading strategy. Analysts have provided yearly estimates in a range of \$8995.83875 being high and \$6264.95913 being low. For EC, this leads to a yearly average estimate of \$7429.59896. Based on analyst estimates, the high estimate for the next quarter is \$0.3 and the low estimate is \$0.3. The average estimate for the next quarter is thus \$0.3.

Related Posts



Is Las Vegas Sands Corp (LVS) positioned for future growth?



Helix Energy Solutions Group Inc (HLX) expanding its growth trajectory ahead



Baker Hughes Co (BKR) is looking forward to a strong quarter



A look into Under Armour Inc (UA)'s deeper side

SETE NEWS

Founded in May 2013, SETE News stands as a distinguished information agency, acknowledged for its excellence in media. Guided by the principle of delivering dependable, well-reasoned, and punctual reporting, our objective is to comprehensively cover state and national affairs within the United States.

Quick Links

[Home](#)
[About Us](#)
[Contact Us](#)
[Disclaimer](#)
[Privacy Policy](#)

Categories

[Business](#)
[Finance](#)
[Companies](#)
[Featured](#)

We are using cookies to give you the best experience on our website.
You can find out more about which cookies we are using or switch them off in [settings](#).

Accept